

KOMAC

Technology with Passion

955KL



KOMAC

Technology with Passion



Rated Bucket Capacity: 3.1m³

- Equipped with reliable Cummins engine or ShangChai engine.
- 3 forward & 3 reverse power shift transmission.
- Combined seal cylinder obtains high seal performance and more reliability.

Optional Attachment



Fork



Extension Arm



Grass Clamp



Branch Clamp




Log Clamp




Large Capacity Clamp




Rock Bucket




Coal Bucket




Mineral Bucket



Grain Bucket



Large Capacity Bucket



Extra Large Capacity Bucket

5 TON WHEEL LOADER MAIN SPECIFICATIONS

Engine

Model Cummins 6LTAA 9.3 220/ShangChai SC11CB220G2B1
 Type Direct injection. Turbocharged non-aftercooled
 Direct injection. Turbocharge. Water cooling

Rated Power 162kW (220HP)
 Rated Speed 2200rpm

Transmission System

Torque converter type 3-elements, single stage
 Cooling mode Oil cooling pressure circulating
 Transmission type Heavy duty power shift transmission
 Shifts (Forward/Backward) F3/R3
 Traveling speed (km/h)

| | I | II | III |
|----------|-----|------|------|
| Forward | 6.8 | 10.8 | 32 |
| Backward | 8 | 14.3 | 34.1 |

Axles and Main Drive

Drive system four-wheel driving
 Main drive type one spiral bevel gear. stillge, one-stage
 Gear ratio 4.625
 Hub reduction planetary gear tow-stage
 Gear ratio 4.928
 Max. grade ability 30°

Steering System

Type Middle articulated frame. Co-axis flow amp. steering
 Steering angle ± 38°
 Min. steering radius 5970mm
 Displacement of redirector 1000ml/r
 Mode of steering pump gear pump
 Steering cylinders inner Bore x Stroke 2-90 x 400mm.
 Operation pressure 16MPa

Brake System

Travel brake type Single-pipe air over hydraulic caliper disc brake,
 activate 4-wheel brake

Service brake type: Flexible Shaft

Working Hydraulic System

Type No. of Cylinders-Bore x Stroke Lift
 cylinder 2- 160 x 705mm
 Dump cylinder 1- 180 x 530mm
 System operation pressure 19MPa
 Lifting time 6.2s
 Lowering time 3.8s
 Dumping time 1.8s

Tire

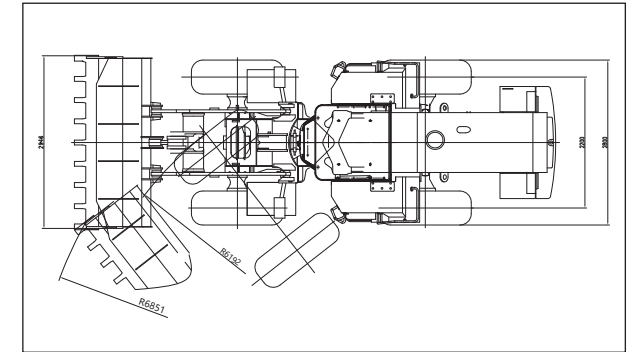
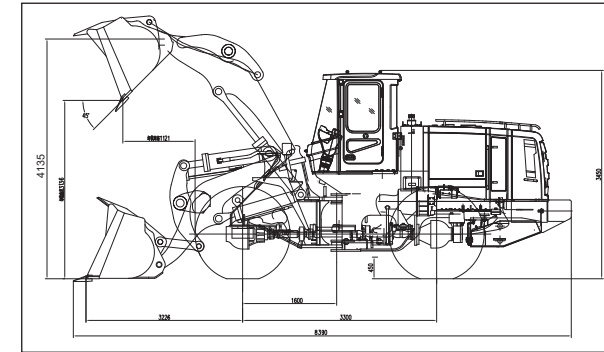
Choose suitable tire according to situations
 Standard tire 23.5-25-16PR
 Tire pressure 0.274-0.294MPa

Refill Capacity


Fuel tank 250L
 Engine crank case 42L
 T/C and Transmission 45L
 Hydraulic tank 180L
 Axles main drive 2 x 13L
 Hub reduction 4 x 3.5L
 Brake system 2 x 1.5L

Work Equipment

Strong Z-bar structure provides strong breakout force.
 Dumping clearance (at dumping angle 45°) 3050 ± 10mm
 Dumping reach (at dumping angle 45°) 1107 ± 10mm
 Tipping load full turn 10000kg



Optimum Power Performance



- Equipped with Cummins 6LTAA9.3 220/Shangchai SC11C-B220G2B1 engine with strong power, low consumption and good performance.
- The swirl type prefilter provides good filtering effect and it is fixed hierarchically with high reliability.
- The tail pipe has a large caliber design to reduce the exhaust back pressure and it is also fixed hierarchically. The added baffle on the rear of diesel tank is fixed on the counterweight to prevent the damage from accidental collision.

Highly -Durable Heat dissipation system



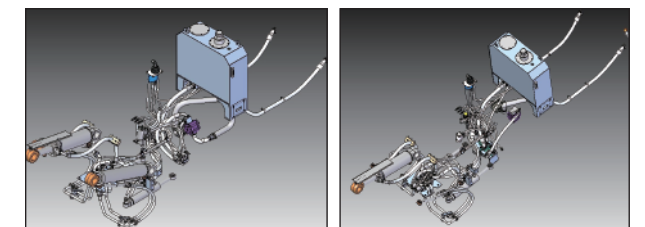
- The wind scooper is designed as oblique incision, which adds the wind girder and guarantees the stable wind capacity and pressure, helps the degree reach to 55° in extreme environment.
- Throttling design and working hydraulic radiating helps improve the efficiency of radiating. The temperature keeps down blow 85°, which improves the reliability of hydraulic system.

Comfortable Cabin



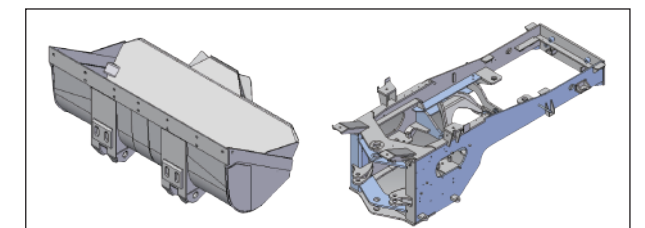
- Cabin featured luxury interior decoration and beautiful appearance and good eyeshot.

High Efficiency Hydraulic System



- The standard configuration is flexible shaft in enclosed construction design, which has a good effect of dust prevention.
- The pilot system adopts the accumulator scheme to reduce the power loss of the system.
- The pilot accumulator is installed in the right auxiliary box for maintenance.
- Selecting the distribution system, the configuration switch to the limiter, reducing the system shock.
- The flow amplification valve is positioned in the center of the frame to facilitate maintenance.

Optimized Bucket and Chassis



- The optimized bucket has improved the full bucket rate. And there is a backplane added to the bucket rear to prevent the material spilling.
- The design of chassis has been upgraded to make lighter weight but bigger load bearing.

KOMAC

The specifications and pictures are for the reference only