

THE NEXT GENERATION ///
BACKHOE LOADER

KOMAC
Technology with Passion

- HVAC
- SMOOTH RIDE
- MULTIPURPOSE BUCKET



THE NEXT GENERATION **BACKHOE LOADER**

KOMAC
Technology with Passion

ENGINE

Perkins - 1104D-44TA, 4 Cylinder, 4 Stroke, Water Cooled, Turbo Charged After Cooled.

Displacement : 4.4 L

Gross power : 100hp (74.5kw) @ 2200 rpm

Max torque : 410Nm @ 1400 rpm

TRANSMISSION & BRAKES

CARRARO TLB1 synchro-shuttle transmission provides effortless gear shifting. It consists of a 4-speed, fully synchromesh, smooth shift gear box with integral torque convertor.

- Easy-to-use, column mounted electric reversing shuttle switch can change machine direction while allowing operator to keep hands on the steering wheel, leading to fast cycle time.
- On-the-move gear changes are possible.
- Bigger and effortless foot throttle pedal.
- Torque converter stall ratio is 2.64:1.
- Electrical selection of 4WD allows on-the-move changes.
- **Service Brakes:** Hydraulically actuated, dual line, self adjusting (compensated), oil immersed, multi-disc type on the rear axle, well protected from dirt, water etc. requiring no maintenance. Operated through independent pedals linked together for normal use.
- Two independently operable foot pedals enable machine to maneuver in tight spaces.
- **Parking Brakes:** Hand operated, disc brake on rear axle input disc.

STEERING

- Working pressure 175 bar.
- Hydraulic supply from a load sensing axial piston common pump.

ELECTRICALS

180 Ampere-hour 12 V battery system with alternator and full road lighting.

TYRES

4WD

Front	12.5 x 18 - 12 PR
Rear	16.9 x 28 - 12 PR (Industrial)

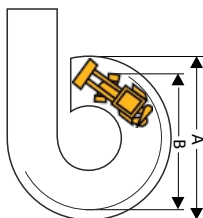
SHIPPING WEIGHT

8400 kG

TURNING CIRCLE

Inner wheels braked		
A* Outside loader bucket	m	8.64
B Outside Wheels	m	6.2
Inner wheels not braked		
A* Outside loader bucket	m	11.6
B Outside Wheels	m	8.94

*Standard bucket in travel position



OPTIONS

- Multipurpose Shovel (1 Cu.m).
- Excavator Buckets Capacities: 0.12 Cu.m, 0.18 Cu.m, 0.27 Cu.m, 0.30 Cu.m
- Ditch Cleaning Bucket.
- Taper Ditch Bucket.
- Rock Breaker.
- Extendable Dipper.
- SRS (Smooth Ride System).
- Heavy-duty Rear Tyres 14x25.

HYDRAULICS

250 Bar system ; Pump flow: 160 lpm at 2200 rpm. Filtration through suction strainer and return line filter.

SERVICE


System

Hydraulic System	100 L
Fuel Tank	130 L
Engine Coolant	20 L
Engine Oil	14 L
Transmission	19.5 L
Rear Axle	17.5 L
Front Axle	9.1 L

SPEED

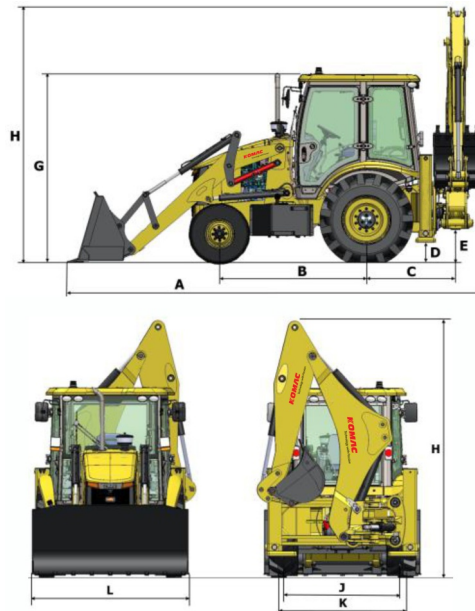
Gear	F/R km/hr
1st	5.79
2nd	9.26
3rd	20.73
4th	40.4

(Standard tyres, with zero torque converter slip @ 2200 rpm)



THE NEXT GENERATION BACKHOE LOADER

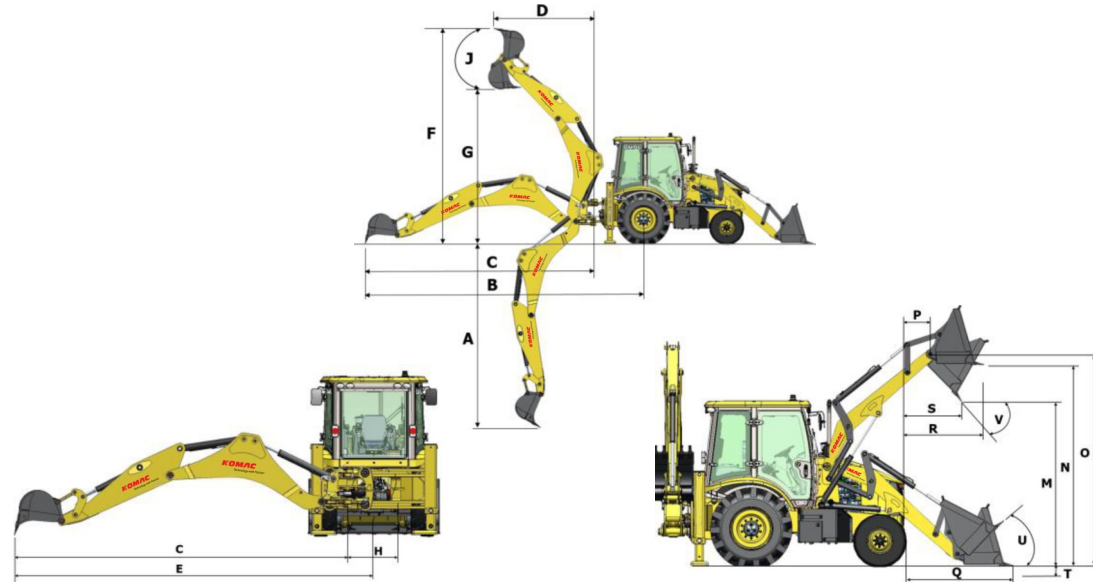
KOMAC
Technology with Passion



STATIC DIMENSIONS

A. Overall length	m	6.22 (20-5)
B. Wheelbase	m	2.22 (7-3)
C. Slew centre to rear axle centre	m	1.34 (4-5)
D. Minimum ground clearance	m	0.3 (0-11.8)
E. Slew ground clearance	m	0.49 (1-7)
G. Height to top of cab	m	2.84 (9-4)
H. Overall height	m	3.86 (12-8)
J. Track width - Rear	m	1.78 (5-10)
K. Track width - Front	m	1.92 (6-3)
L. Width over bucket	m	2.38 (7-9)

PERFORMANCE DIMENSIONS



EXCAVATOR PERFORMANCE

A. Max. dig depth	m	4.91 (16-1)
B. Reach-ground level to rear wheel centre	m	7.36 (24-2)
C. Reach-ground level to slew centre	m	6.01 (19-9)
D. Reach at full height to slew centre	m	2.65 (8-8)
E. Side reach to centre line of machine	m	6.49 (21-4)
F. Max. working height	m	6.1 (20-0)
G. Max. load over height	m	4.09 (13-6)
H. King post travel	m	0.96 (3-2)
J. Bucket rotation - Power	deg	192°
Bucket tear out force	kgf	6377
Dipper tear out force	kgf	3460
Lift capacity to bucket pivot at full reach (No bucket fitted) (SAE J31) (Data with standard dipper)	kg	1295
Standard bucket capacity	cu.m	0.24 (8.48)
Standard bucket width	m	0.72 (2-4)

LOADER PERFORMANCE

M. Dump height	3.01 (9-11)
N. Load over height	3.55 (11-8)
O. Pin height	3.72 (12-3)
P. Pin forward reach	0.47 (1-7)
Q. Reach at ground	1.7 (5-7)
R. Max. reach at full height	1.30 (4-3)
S. Reach at full height - Bucket dumped	0.93 (3-0)
T. Below ground level dig depth	0.20 (0-8)
U. Rollback at ground	46°
V. Dump angle	45°
Shovel breakout force	7628
Loader arm breakout force	5776
Payload	1900
Lift capacity at full height	3140
Clam Shovel	101 (38.8)